

FIRE RATED METAL CEILING AIR VALVES



SUPPLY & EXTRACT

Recessed ceiling air valves are widely used in both domestic and commercial buildings. Where a ceiling is a fire-separating element it needs to be protected in accordance with Approved Document B of the Building Regulations.

Once a hole is made in a ceiling for an air valve, the integrity of the construction and its ability to perform in a fire is reduced significantly. This must be firestopped to reinstate the original fire rating of the ceiling.

The popularity of whole house ventilation and controlled ventilation is increasing. This results in an increased number of penetrations through fire compartment walls and floors producing open pathways for the passage of both smoke and fire.

Ceiling air valves, if left unprotected, allow a fire to spread rapidly through a building. DuctStation's Fire Rated Ceiling Air Valves solve this problem.

Do I need a Fire Rated Ceiling Air Valve?

Key Features & Benefits

- Meets the requirements of Building Regulations Document B
- Maintains integrity of Fire Rated ceilings for up to 60 minutes
- Alternative to more expensive Metal Fire Rated Valves / Fire Dampers
- Both Extract & Supply versions available
- Fits in the same way as a normal air valve
- Air flow is unaffected
- Easy to retro fit in place of existing valves
- Highly cost effective



Fire Rated Ceiling Air Valve installed before a fire



Fire Rated Ceiling Air Valve sealed after a fire

TEST DATA

Fire Testing

Successfully tested for 60 minutes according to BS EN 1365-2:1999 & BS476

Test Report Number: IF10090 / Chiltern Fire

FIRE RATED METAL CEILING AIR VALVES

The **DuctStation Fire Rated Ceiling Air Valves** have been developed to provide maximum protection for penetrations created by Air Valves fitted in fire rated ceilings.

The Fire Rated Air Valves do not require any additional supports or fixing and can be fitted as normal.

The unique intumescent gasket material does not restrict the air flow of the air valves. However, in a fire situation, the material rapidly expands to seal off the open air valve.

The penetration is then sealed against the spread of fire and the fire rating of the ceiling construction is maintained.

Sizes Available

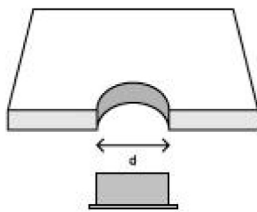
The Air Valves are available to suit the following diameters for both Extract & Supply:

80mm
100mm
125mm
150mm
200mm

FITTING INSTRUCTIONS

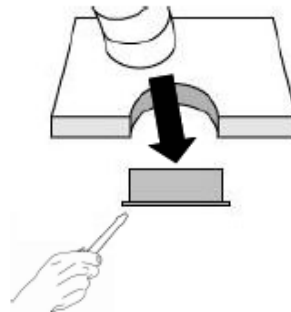
STEP ONE

Cut hole in ceiling to suit the outside diameter of the air valve mounting ring



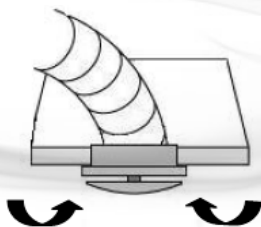
STEP TWO

Attach ducting onto the air valve mounting ring and fix to the ceiling via the screw holes in the mounting ring fange and/or with suitable mastic



STEP THREE

Fit the body of the valve into the mounting ring with a quarter turn twist and set inner cone clearance to provide required air flow



STEP FOUR

Ensure the air valve is fitted snugly within the ceiling with no gaps or voids



Please contact:

DuctStation Ltd.
Unit 2-3 Brandon Business Centre,
Putney Close, Brandon, Suffolk IP27 0PA

Tel: 01842 777 666

Email: info@ductstation.co.uk



www.ductstation.co.uk